

Heat Transfer Thermostat Initial Setup




Thank you for purchasing this heat transfer system

The touch screen thermostat is pre set to display three fan speeds - High, Medium and Low.

IMPORTANT: If you have purchased a 1 or 2 room (FAN0325/FAN0337) system you will need to set up the controller before use.



Turn off your thermostat with the Power Off Icon.





1. Press and hold the **M** and  Icon for 5 Seconds, then release buttons.
2. Press the **M** button until the number in the top right is "04".
3. Use the  and  arrows to set the fan speed for your kit. 1 = FAN0325 2 = FAN0337 3 = FAN0338
Wait 5 seconds and display returns to normal mode.

Heat Transfer Thermostat User Guide




1. FAN

This displays the Current Fan Speed.
The Heat Transfer model will determine which options are available:


Three Speed Fan – within a Three room heat transfer system. (FAN0338)

-  = High Speed.
-  = Medium Speed.
-  = Low Speed.
-  = Thermostat will increase Fan Speed automatically.





Two Speed Fan – within a Two room heat transfer system. (FAN0337)

-  = High Speed.
-  = Low Speed.
-  = Thermostat will increase Fan Speed automatically.

Single Speed Fan within a One room heat transfer system. (FAN0325)


-  = High Speed.




-  Power ON/OFF
-  Fan adjust Mode
- M** Mode
-  Set Temperature Up
-  Set Temperature Down

2. M (Mode)

This displays either  for heat transfer or  for ventilation mode. Please note you can only select the Mode if you have installed the Summer kit option.

 - (Heat Transfer) This will transfer the excess warm air from your heat source room to other rooms in your home.

 - (Ventilation) If installed, the system will switch to source the air from outside to bring cooler air in to your home in the summer months. The Fan speed can then be manually selected as desired.

Note: Temperature set control is disabled in  function.

3. SET = Your desired Room Temperature (available in Heat Transfer Mode only)

To adjust the set temperature use the up and down arrows.

4. RT = Room temperature

This displays the current temperature in the room the controller is situated in.

5. Night Moon Timer

Your Heat Transfer Thermostat comes with a Sleep Mode Timer. You can set the unit to either Turn On OR Turn Off after the set time.

Sleep Mode: Press and hold the Mode Icon for 3 seconds, then use up or down button for confirmation.

Time On: Press and hold the Mode Icon for 3 seconds, the Moon icon glitters. Then press the Mode Icon again, use the up and down buttons to adjust the range.

Time Off: Press and hold the Mode Icon for 3 seconds, the Moon icon glitters. Then press the Mode Icon four times, use the up and down buttons to adjust the range.

After selecting the time the unit will automatically save the settings if no user input is received within 5 Seconds.

Lock Mode:

- To Lock the thermostat press and hold the Adjust UP and Down Icons together.
- The Lock Symbol appears in the top of the display.
- To unlock the Thermostat repeat as above.

Configuration Setup Menu

To calibrate your Thermostat to operate correctly you need to enter the programming mode:

- Turn off your thermostat with the Power Off Icon.
- Press and hold the Mode and Fan Icon for 5 Seconds, then release buttons.
- Select the Mode you wish to change by pressing the Mode button again, this will step through the Mode options as listed below. (The numbers appear in the top right corner of the display).
- The middle display is the value set for that mode.

Mode 01 - Room Temperature correction

To correct displayed.
Room Temperature (default -1).

Mode 02 -

Set to 10 (default)



Mode 03 -

Set to 30 (default)

Mode 04 Fan Motor Speed Selector

01 = Single Speed Motor
02 = Two Speed Fan Motor
03 = Three Speed Fan Motor (default)

Mode 05 Air Source

 = Heat Transfer only
 = Heat Transfer with Summer