

## DESCRIPTION

Soft Solid Surface 650 Floor Standing – 2 Drawers, White / Melamine

## PRODUCT CODE

FT65D2SS / M



## FEATURES

- Dimensions: W 650 x H 820 x D 460 mm
- Available in White paint (Gloss) or Melamine
- The paint used on our products is polyurethane or UV based. It is five times harder and more durable than lacquer finishes.
- Our Timber Effect Melamine is a low-pressure laminate.
- Soft-close drawer/s with handle-less design. NZ-made cabinetry.
- Deeper bottom drawers for more convenient storage.
- Available with Aluminium Rail/s (Silver or Black) for a contrasting finish. Or pair with Semi Handle/s (H2) (additional cost).
- Solid White 20mm Kordura top.
- Pair with our Sleek counter-top or Moon counter-top basins.


## PAINT / MELAMINE FINISHES




White Paint  
(Gloss)



Nordic Ash



Driftwood



French Oak




Manhattan  
Elm




Southern  
Oak



Hickory  
Walnut



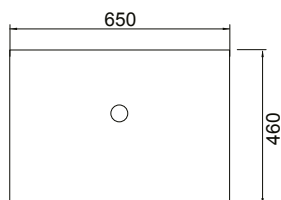
Black Forest



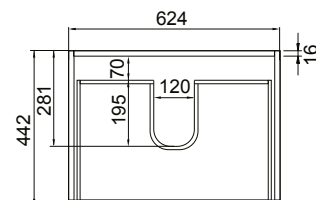
Charred Oak

## TECHNICAL DRAWINGS

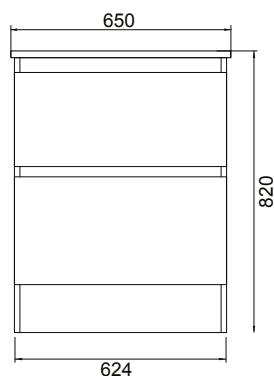
Top



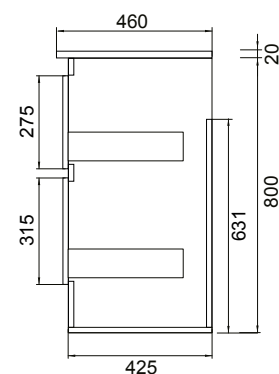
Top Section of Drawer



Front



Side Section



## NOTES

• Made to order in NZ. • Must use bottle traps to ensure drawers open, we recommend 40551-32 bottle trap. • Please use a contoured waste with all china basins, we recommend Basin Waste with Click-Clack Push Button (Unslotted) (W22). • Tap holes do not come pre-drilled – this is the responsibility of the installer, and can be cut with a hole saw, jigsaw or router • Drawing indicates the technical measurement only and is not a reflection of how the product will look. Sizes nominal only. Drawings in millimetres. Not to scale • Tap ware & accessories not included. January 2020.