

SPECIFICATION SHEET


Oxley 750 2-Drawer Wall Hung Vanity



Features

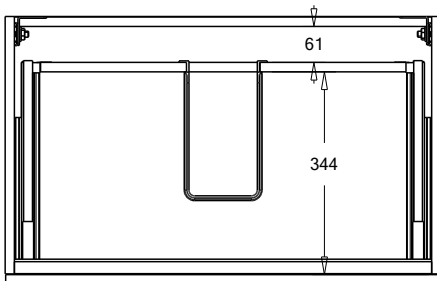
- 2-Drawer Wall Hung Vanity - *Colour options below*
- StoneCast 20mm Via Basin [Standard]
- *Upgrade options available*
- Full Extension Soft Close Drawers with Extrusions
- *Extrusion upgrade options available*
- Dimensions: H670 x W750 x D465

Cabinet Options

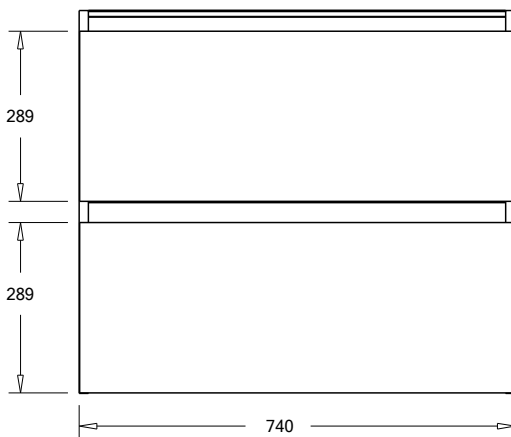


Technical Details

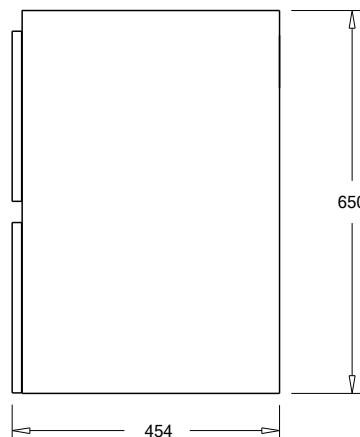
Note: All measurements shown are in millimetres. Sizes are nominal.



TOP VIEW



FRONT VIEW



SIDE VIEW

