

# SPECIFICATION SHEET


## Harrow 900 1-Drawer Wall Hung Vanity



### Features

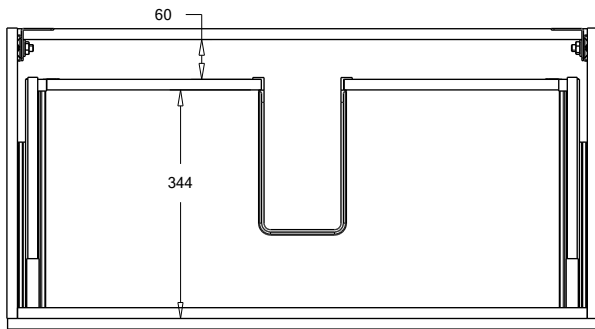
- 1-Drawer Wall Hung Vanity - *Colour options below*
- StoneCast 20mm Via Basin [Standard] - *Upgrade options available*
- Full Extension Soft Close Drawer with Handle - *Handle upgrade options available*
- Dimensions: H420 x W900 x D465

### Cabinet Options

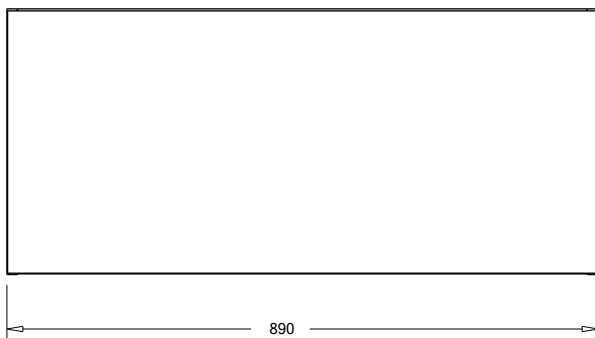


### Technical Details

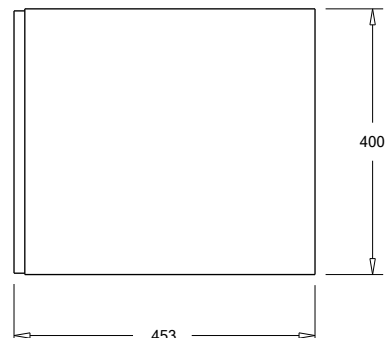
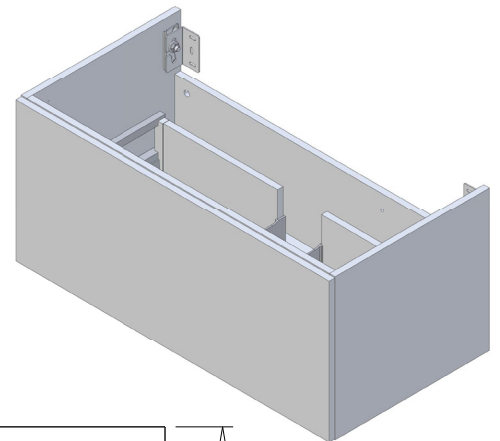
Note: All measurements shown are in millimetres. Sizes are nominal.



TOP VIEW



FRONT VIEW



SIDE VIEW